

CUSTOM MADE CURTAINS - MEASURING GUIDE

How to measure for Custom Made Curtains

We recommend that you use a metal tape measure for the most accurate measurements.

Custom made curtains are available in set sizes often with coordinating valances tie backs and cushion cases. All curtains are sold in pairs. Measurements shown are per curtain not per pair. You must order to the nearest size of curtains we recommend that you go up in width size and not down as they may not meet in the middle.

Curtains

Drop/Length

First you need to decide where you want the curtains to finish; at the window sill, below the window sill (approx 15cm below the sill) or to the floor (see drawing below).

Heading Types

There are 4 types of heading Pencil Pleat, Pinch Pleat, Eyelet and Tab Top. The pencil pleat and pinch pleat heading are suitable for all tracks and pole however the eyelet and tab tops are only suitable for poles only.

Pencil and Pinch Pleat Heading

Drop

1. If using a curtain track measure from 0.5cm above the top of the track to where you want the curtain to finish.
2. If using a curtain pole measure from eye of the small metal ring at the bottom of each curtain ring to where you want the curtain to finish.

Width

1. Measure the track or pole width (excluding the finials) not the window.

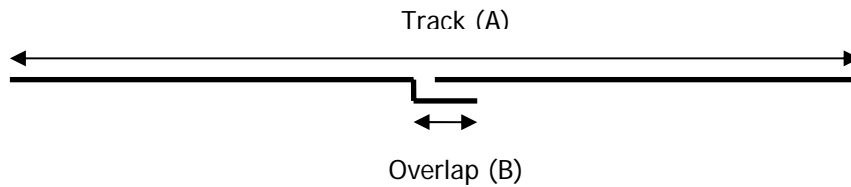


Pencil Pleat Heading



Pinch Pleat Heading

2. If you have a track with a centre overlap (as shown in drawing below) measure the total width of the track plus the overlap size (A + B).



Eyelet Heading

Eyelet and Tab Top Heading

Eyelet curtains will fit poles up to 30mm in diameter.

Drop


Measure from the top of the pole (where the ring would sit) to where you want the curtain to finish.

Width

Measure the pole width between the finials (decorative end) not the window.

Lining

Curtains can be made unlined, with a standard poly cotton lining or with a black out lining. We recommend that lining is used to improve fading from sunlight and to improve insulation. Black out lining is especially useful in bedrooms to block out light ensuring a better night sleep.



Tab Top Heading

Valances

Valances are only suitable for use pencil pleat and pinch pleat curtains. Please note that a separate valance track or a combination track is needed to hang a valance with curtains.

When measuring please measure the valance rail width and not the curtain track. This is generally 30cm wider than the curtain rail due the returns on either end. Valances will automatically be ordered to have the same lining as the curtains.

The straight valances are 36cm long whilst the shape valances are 46cm rising to 31cm in the middle.



Straight Valance



Frisled Valance



Shaped Valance

Tie backs

Tie backs are both decorative and functional in helping keep curtains in neat folds. Tie back are generally place between 1/3 and 1/2 up from the bottom of the curtain.

Tie backs are available in three sizes 61cm, 76cm and 89cm. Please see size chart for guidance.



Straight Tie Back



Straight Eyelet Tie Back



Plaited Tie Back



Crescent Frilled Tie Back



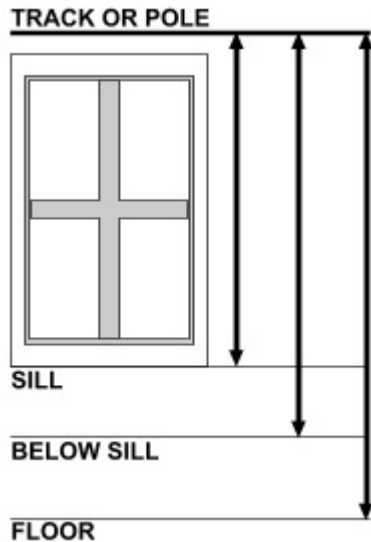
Crescent Plain Tie Back



Crescent Self Piped Tie Back

Size Chart

Track Size	Tie Back Size
Up to 120cm	61cm
Between 120cm and 200cm	76cm
Over 200cm	89cm



READY MADE CURTAINS – MEASURING GUIDE

We recommend that you use a metal tape measure for the most accurate measurements.

How to measure for Ready Made Curtains

Ready made curtains are available in set sizes often with coordinating valances tie backs and cushion cases. All curtains are sold in pairs. Measurements shown are per curtain not per pair. You must order to the nearest size of curtains we recommend that you go up in width size and not down as they may not meet in the middle.

Heading Types

There are 2 types of heading for ready made curtains they are pencil pleat (3" tape) that is suitable for all tracks and pole and there are eyelets curtains which are suitable for poles only.

You will need to measure the width of your pole or track (A) and the required drop (B) using the instructions below.



Pencil Pleat Heading



Eyelet Heading

Curtains

A – The width

Measure the width of the track or pole in cm (excluding the finials). Do not measure the window unless the window is the same size as the wall. For example if your track measure 202cm wide we would recommend the widest width of curtains which is a pair of curtains generally 229cm or 275cm wide. Please refer to the product page for available sizes in each design.

Track and Pole Size	Curtain Width (depends on design)
Up to 122cm (48")	117cm (46") or 130cm (51")
Between 122cm (48") and 195cm (77")	168cm (66") or 190cm (75")
Between 195cm (77") and 275cm (108")	229cm (90") or 260cm (102")

B – The drop/length

First you need to decide where you want the curtains to finish; at the window sill, below the window sill (approx 15cm below the sill) or to the floor. Please see drawing below. Measure from the top of the track or pole to where you want the curtains to finish. Ready made curtains come in 3 drops; 137cm, 182cm and 229cm. You need to order to the nearest next longest drop. The drop can be shortened using our alteration service with a cost of £25.00 per pair of curtains.

Valances

Most valances are 35cm in drop. Valances need to be must wider than the curtains as they are to be hung with lots of gather. Please note that a separate valance track or a combination track is needed to hang a valance with curtains. We recommend the following

To fit Track	Valances Width
Up to 180cm (71")	Up to 400cm (157")
Larger than 180cm (71")	Over 400cm (157")

Tie backs

Tie backs are both decorative and functional in helping curtains. Please note that some designs come with free tie backs.

NET AND VOILE CURTAINS – MEASURING GUIDE

We recommend that you use a metal tape measure for the most accurate measurements.

Net curtains are supplied with cut edges; we recommend that you sew the sides of the curtains so they do not fray. This service costs £5.00 per curtain.

How to measure for Net and Voile Curtains

You need to measure the Width (A) and the Drop (B) by following the instructions below:

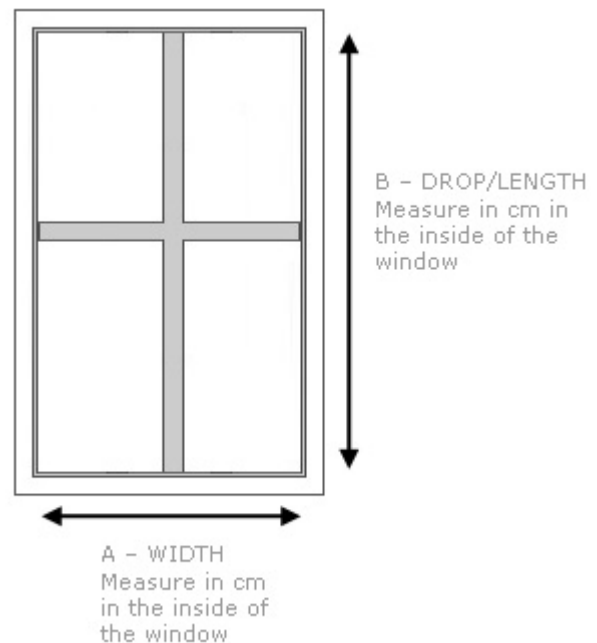
Curtains

A: The Width

Net curtains are bought and priced per metre. We recommend that customers buy at least 2.5 times of the width of the window of net to get optimum fullness (see pictures and chart below). You will require more fabric than the windows width as they are not supposed to hang flat.

B : The Drop/Length

Measure from the top of your wire or rod to the bottom of your window frame. Net curtains come in standard drop sizes and most people order to the nearest size, however they can be altered to your exact drop. If ordering to the exact drop the next longest drop is used for the prices per metre. The alteration charge for this is £3.00 per metre.



Conversion Chart

Centimetres	Feet	Inches	x 1.5 gather to nearest metre	x 2 gather to nearest metre	x 2.5 gather to nearest metre	x 3 gather to nearest metre
46	1'6"	18"	1.0	1.0	1.5	1.5
61	2'0"	24"	1.0	1.5	1.5	2.0
76	2'6"	30"	1.5	1.5	2.0	2.5
91	3'0"	36"	1.5	2.0	2.5	3.0
107	3'6"	42"	2.0	2.5	3.0	3.5
122	4'0"	48"	2.0	2.5	3.0	4.0
137	4'6"	54"	2.5	3.0	3.5	4.5
152	5'0"	60"	2.5	3.0	4.0	5.0
168	5'6"	66"	2.5	3.5	4.5	5.0
183	6'0"	72"	3.0	4.0	5.0	5.5
198	6'6"	78"	3.0	4.0	5.0	6.0
213	7'0"	84"	3.5	4.5	5.5	6.5
229	7'6"	90"	3.5	5.0	6.0	7.0
244	8'0"	96"	4.0	5.0	6.5	7.5
259	8'6"	102"	4.0	5.5	6.5	8.0
274	9'0"	108"	4.5	5.5	7.0	8.5
290	9'6"	114"	4.5	6.0	7.5	9.0
305	10'0"	120"	5.0	6.5	8.0	9.5
320	10'6"	126"	5.0	6.5	8.0	10.0
335	11'0"	132"	5.0	7.0	8.5	10.5
351	11'6"	138"	5.5	7.0	9.0	10.5
366	12'0"	144"	5.5	7.5	9.5	11.0
381	12'6"	150"	6.0	8.0	9.5	11.5
396	13'0"	156"	6.0	8.0	10.0	12.0
411	13'6"	162"	6.5	8.5	10.5	12.5
427	14'0"	168"	6.5	8.5	11.0	13.0
442	14'6"	174"	7.0	9.0	11.0	13.5
457	15'0"	180"	7.0	9.5	11.5	14.0

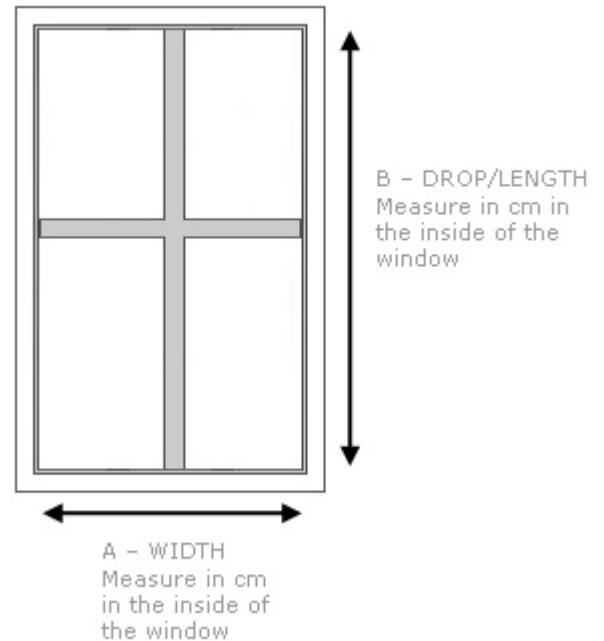
JARDINIÈRES

We recommend that you use a metal tape measure for the most accurate measurements.

Net curtains are supplied with cut edges; we recommend that you sew the sides of the curtains so they do not fray. This service costs £5.00 per curtain.

How to measure for Jardinières

You need to measure the Width (A) and the Drop (B) by following the instructions below:



Curtains

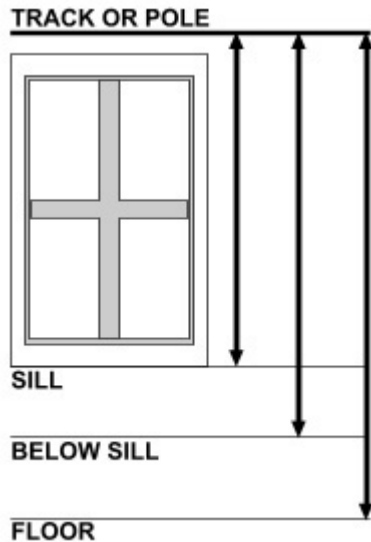
A - The width

Jardinières come in three widths. Please use the chart for optimum fullness.

Size	To fit window
254cm (100")	Up to 150cm (5ft)
381cm (150")	Between 150cm (5ft) and 210cm (7ft)
508cm (200")	Between 210cm (7ft) and 300cm (10ft)

B - The drop/length

Measure from the top of your wire or rod to the bottom of your window frame. They come in standard drop sizes so you need to order to the nearest size.



VOILE PANELS – MEASURING GUIDE

We recommend that you use a metal tape measure for the most accurate measurements.

How to measure for Voile Panels

Voile panels are sold in single, all measurements are per curtain.

Curtains

A - The width

Panels are approximately 150cm wide and will fit a window up to 70cm wide. If your window is wide you can hang more than one

panel at a window. For example a window measuring between 140cm and 210cm wide you will require 3 panels.

B - The drop/length

First you need to decide where you want the curtains to finish; at the window sill, below the window sill (approx 15cm below the sill) or to the floor. Please see drawing below. Measure from the top of the track or pole to where you want the curtains to finish. You need to order to the nearest next longest drop. The drop can be shortened using our alteration service with a cost of £5.00 per curtain.

WINDOW SETS

We recommend that you use a metal tape measure for the most accurate measurements.

Window sets can be hung using a rod or wire.

Each pack contains 2 curtains with an attached valance and a pair of matching tie backs.

The width

- 250cm-280cm (98-110in) wide sets will fit windows 90cm- 180cm (36in - 72in) wide
- 400cm (157in) wide sets will fit windows 150cm - 240cm (60in - 96in) wide

The drop/length

Measure from the top of your wire or rod to the bottom of your window frame. The window sets come in a few standard drop sizes so you must order to the nearest size.

ALTERATION PRICE CHART

Product	Service	Price
Net and Voile Curtains	Shortening of length	£3.00 per metre
Net and Voile Curtains	Side hems	£5.00 per curtain
Voile Panels	Shortening of length	£5.00 per panel
Ready Made Curtains	Shortening of length	£20.00 per pair of curtains